

# SOIL SAMPLE INFORMATION FORM

Please submit this completed form and payment with samples. Mark each sample bag with your sample identification and ensure that it corresponds with the sample identification written on this form. \*See sampling and mailing instructions on the back of this form.

**(PLEASE DO NOT SEND CASH)**

**SUBMITTAL AND INVOICE INFORMATION:** This information will be used for all official invoicing and communication.

Name \_\_\_\_\_

County where sampled \_\_\_\_\_

Address \_\_\_\_\_

Phone \_\_\_\_\_

City \_\_\_\_\_ State \_\_\_\_\_ Zip \_\_\_\_\_

**CLIENT NAME:** Client name will only be included with information above on result reports.

Name \_\_\_\_\_

Lab Use only

Payment (DO NOT SEND CASH)

- Check
- Money Order (keep your M.O. receipt)
- Credit Card – requires additional form\*

Amount Paid \$ \_\_\_\_\_  
Make Checks Payable to: **Soil Testing Laboratory**  
\*Credit card payment forms can be downloaded at <http://soiltesting.tamu.edu>

## SAMPLE INFORMATION (Required)

Laboratory # (For Lab Use)	Your Sample I.D.	Acreage Represented	What are you growing? Crop, Yield Goal, Use	Select only one analysis suite/sample	Growing a forage? How is used?
				<input type="checkbox"/> 1 <input type="checkbox"/> 2 <input type="checkbox"/> 3 <input type="checkbox"/> 4 <input type="checkbox"/> 5 <input type="checkbox"/> 6 <input type="checkbox"/> 7 <input type="checkbox"/> 8 <input type="checkbox"/> 9 <input type="checkbox"/> 10	<input type="checkbox"/> Grazing <input type="checkbox"/> Hay <input type="checkbox"/> Grazing and Hay <input type="checkbox"/> Min. requirement <input type="checkbox"/> Establishment
				<input type="checkbox"/> 1 <input type="checkbox"/> 2 <input type="checkbox"/> 3 <input type="checkbox"/> 4 <input type="checkbox"/> 5 <input type="checkbox"/> 6 <input type="checkbox"/> 7 <input type="checkbox"/> 8 <input type="checkbox"/> 9 <input type="checkbox"/> 10	<input type="checkbox"/> Grazing <input type="checkbox"/> Hay <input type="checkbox"/> Grazing and Hay <input type="checkbox"/> Min. requirement <input type="checkbox"/> Establishment
				<input type="checkbox"/> 1 <input type="checkbox"/> 2 <input type="checkbox"/> 3 <input type="checkbox"/> 4 <input type="checkbox"/> 5 <input type="checkbox"/> 6 <input type="checkbox"/> 7 <input type="checkbox"/> 8 <input type="checkbox"/> 9 <input type="checkbox"/> 10	<input type="checkbox"/> Grazing <input type="checkbox"/> Hay <input type="checkbox"/> Grazing and Hay <input type="checkbox"/> Min. requirement <input type="checkbox"/> Establishment
				<input type="checkbox"/> 1 <input type="checkbox"/> 2 <input type="checkbox"/> 3 <input type="checkbox"/> 4 <input type="checkbox"/> 5 <input type="checkbox"/> 6 <input type="checkbox"/> 7 <input type="checkbox"/> 8 <input type="checkbox"/> 9 <input type="checkbox"/> 10	<input type="checkbox"/> Grazing <input type="checkbox"/> Hay <input type="checkbox"/> Grazing and Hay <input type="checkbox"/> Min. requirement <input type="checkbox"/> Establishment
				<input type="checkbox"/> 1 <input type="checkbox"/> 2 <input type="checkbox"/> 3 <input type="checkbox"/> 4 <input type="checkbox"/> 5 <input type="checkbox"/> 6 <input type="checkbox"/> 7 <input type="checkbox"/> 8 <input type="checkbox"/> 9 <input type="checkbox"/> 10	<input type="checkbox"/> Grazing <input type="checkbox"/> Hay <input type="checkbox"/> Grazing and Hay <input type="checkbox"/> Min. requirement <input type="checkbox"/> Establishment

**Analysis Suites (only one per sample)**

- 1. Routine Analysis (R)** \$10 per sample  
(pH, NO<sub>3</sub>-N, Conductivity and Mehlich III by ICP P, K, Ca, Mg, Na, and S)
- 2. Routine + Micronutrients (Micro)** \$17 per sample  
(In addition to suite 1, DTPA Zn, Fe, Cu, and Mn)
- 3. R + Micro + Hot Water Soluble Boron (B)** \$24 per sample  
(In addition to suite 2, adds boron)
- 4. R + Detailed Salinity (Sal)** \$30 per sample  
(In addition to suite 1, saturated paste extractable Ca, Mg, K, Na, conductivity, pH and SAR)
- 5. R + Micro + Sal** \$37 per sample  
(In addition to suite 2, includes detailed salinity)
- 6. R + Micro + Detailed Limestone Requirement (Lime)** \$27 per sample  
(In addition to suite 2, adds exchangeable acidity titration test)
- 7. R + Micro + B + Lime + Organic Matter + Sal** \$74 per sample  
(In addition to suite 3, adds organic matter and detailed salinity tests)
- 8. R + Textural Analysis** \$30 per sample  
(In addition to suite 1, adds soil textural analysis)

**9. R + Organic Matter (OM)** \$30 per sample  
(In addition to suite 1, adds organic matter test)

**10. R + Texture + OM** \$50 per sample  
(In addition to suite 8, adds organic matter test)

If you need additional tests that may not be a component of the listed suites, please contact the laboratory.  
email: [soiltesting@ag.tamu.edu](mailto:soiltesting@ag.tamu.edu) or 979-845-4816.

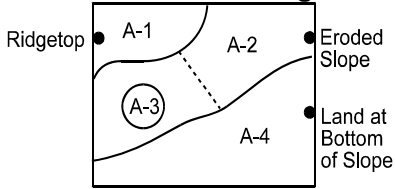
Note: Organic Matter, Detailed Salinity and Texture may require longer processing time.

**Pricing valid until 12-31-2013.**

The latest form can be downloaded at the laboratory's website:  
<http://soiltesting.tamu.edu>

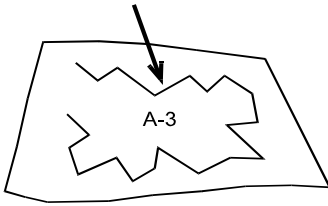
# Procedure for Taking Soil Samples

## Taking the Soil Sample (Refer to Figure 1)




- Take one composite sample for every 10 to 40 acres. A separate sample should be taken for:
  - ⇒ Areas with different soil types
  - ⇒ Areas with different land uses or fertilizer uses
  - ⇒ Areas with different terrain
- Approximately 1 pint of the composite soil sample is required for routine analyses. Additional sample is required for texture or detailed salinity (submit 2 sample bags marked identically).
- Avoid sampling areas such as small gullies, slight field depressions, terrace waterways, or unusual areas.
- When sampling fertilized fields, avoid sampling directly in fertilized band.

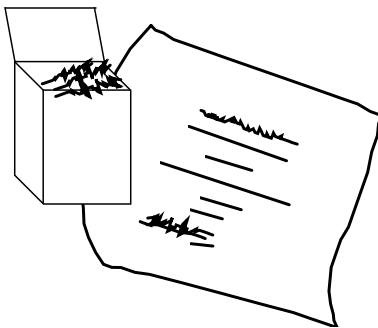
## Taking a Composite Sample (Refer to Figures 2 and 3)



- Take a sample from 10 to 15 different areas.
- Use a spade, soil auger or soil sampling tube.
- Clear litter from the surface (do not remove decomposed black material).
- When using a soil auger or sampling tool, make the core or boring 6 inches deep into the soil (3 to 4 inches deep for permanent sod)
- When using a spade:
  - ⇒ Dig a V-shaped hole and take a 1 inch slice from the smooth side of the hole.
  - ⇒ Take a 1 x 1 inch core from the center of the shovel slice
- Repeat in 10 to 15 different places. Put in a clean plastic bucket or other non-metallic container, thoroughly mix and remove a pint (or more if additional tests are desired) as a composite sample representing the whole field or area.
  - To improve the nitrate-nitrogen analysis, samples may be **air dried** before sending to the laboratory. **Do not use heat** to dry samples.
  - Completely fill soil sample bag or other suitable pint container. Do not use old vegetable cans, tobacco cans, match boxes, glass containers, etc. to submit samples. If more than one sample bag is used, label bags as 1 of 2, 2 of 2, etc.



## Shipping the Sample and Payment (Refer to Figure 4)



- Complete the information form on the front page (information required for recommendations).
- Please include payment with the sample. Send check or money order made out to Soil Testing. **DO NOT SEND CASH.** Please note that the *price is per sample*.
- Be sure to keep a record for yourself of the area represented by each sample.
- Be sure that sample numbers on sample bags correspond with sample numbers on the front page.
- Send samples and payment to:

### United States Postal Service

Soil, Water and Forage Testing Laboratory  
2478 TAMU  
College Station, TX 77843-2478

### Other Couriers (FedEx, UPS, etc.)

Soil, Water and Forage Testing Laboratory  
2610 F&B Road  
College Station, TX 77845  
Phone: (979) 845-4816

Website: [soiltesting.tamu.edu](http://soiltesting.tamu.edu)

Email: [soiltesting@ag.tamu.edu](mailto:soiltesting@ag.tamu.edu)